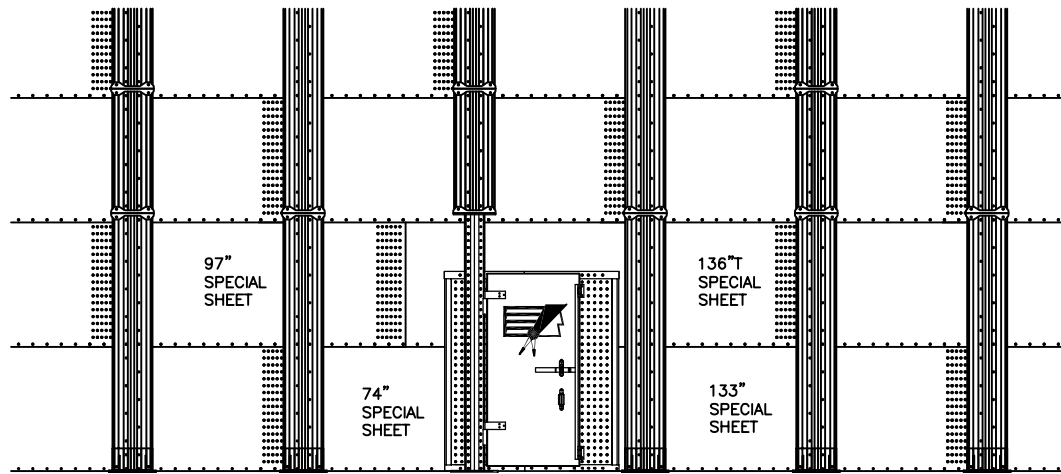
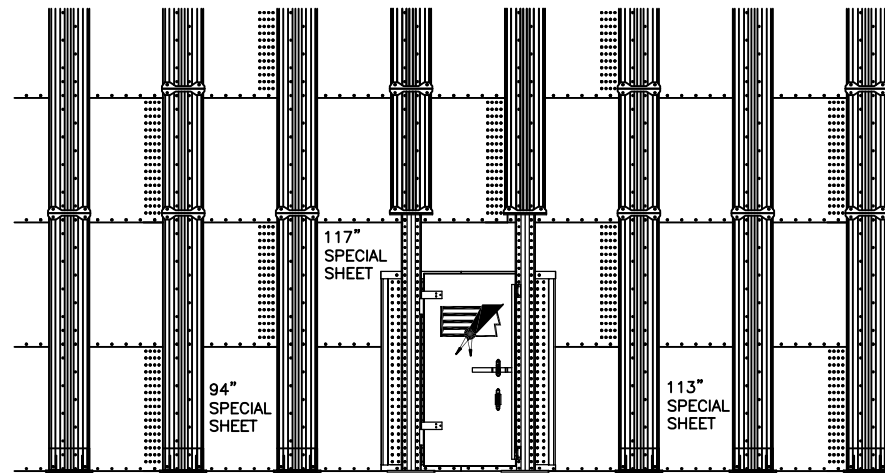


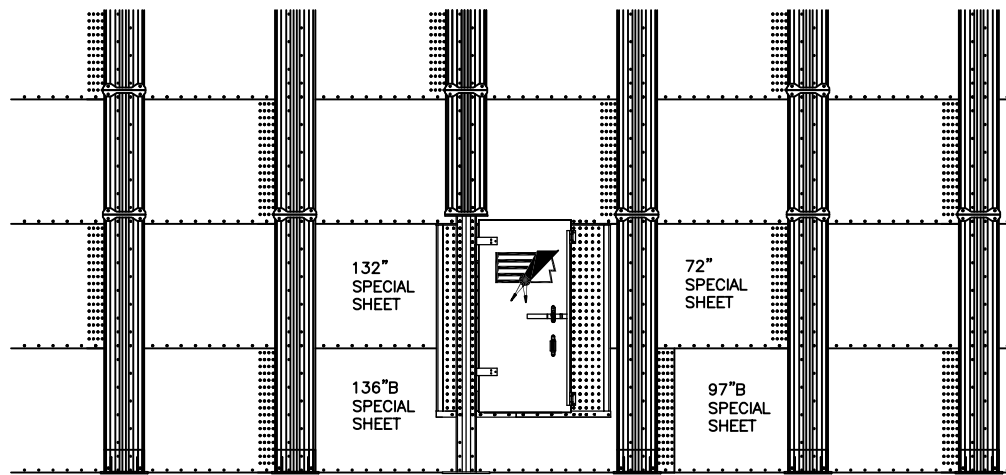
ITEM	QTY	PART NO.	DESCRIPTION	ITEM	QTY	PART NO.	DESCRIPTION
1	350	101703	BOLT,HHBB,7/16"-14X3.0,GR8	8	10	820878	BOLT,HHBB,7/16"-14X2.0,GR8
2	2	104757	SEALANT,TAPE,PLST FM.,1.25X1X20'	9	1	9346161	DR TITAN INNER FLASHING PLATE
3	6	467118	SEALANT,TAPE,PLST FM.,1.25X.750	10	1	9381231	FLASHING,COMM DOOR,TOP
4	360	501635	NUT,7/16-14,HEX-WHIZFLNG,JS500	11	6	9346152	BN TITAN STIFF SHIM 14GA
5	25	708206	NUT,5/16-18,HEX-WHIZFLNG,JS500	12	2	9346154	DR TITAN STIFF ENDCAP LARGE
6	3	716703	SEALANT,CAULK,SILICONE,GRY,100Z	13	4	9349666	DOOR,2 RING,STIFF SPACER
7	25	820597	BOLT,THCS,5/16-18X0.750,PLTD	14	28	9341000	SHIM,DOOR STIFF,8GA



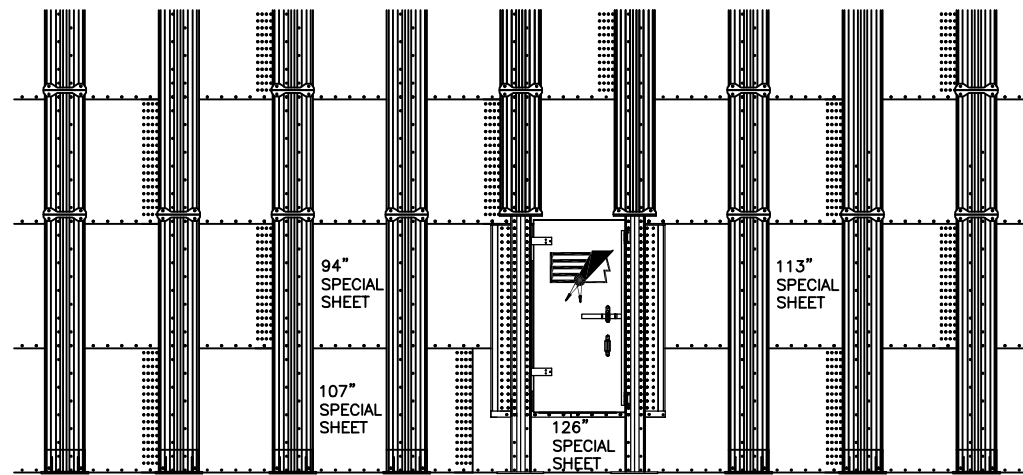
2 STIFFENERS PER SIDEWALL SHEET



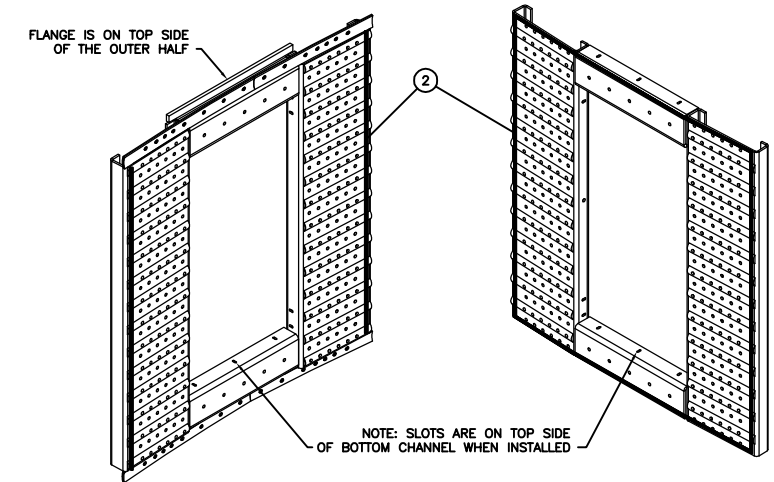
3 STIFFENERS PER SIDEWALL SHEET



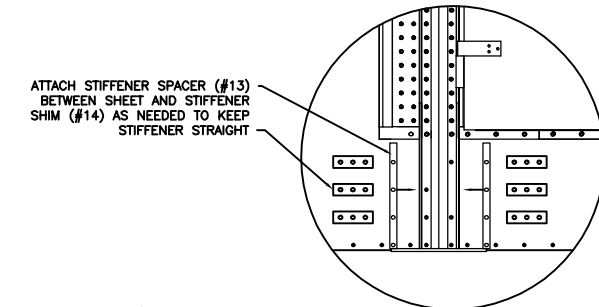
2 STIFFENERS PER SIDEWALL SHEET



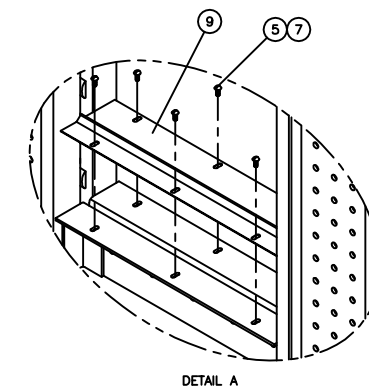
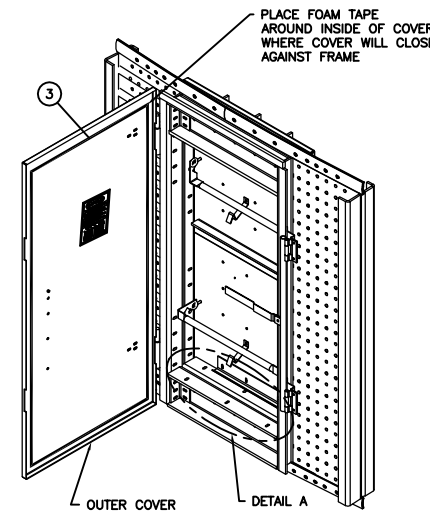
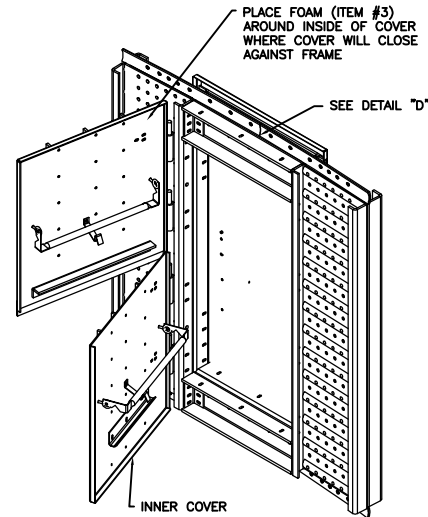
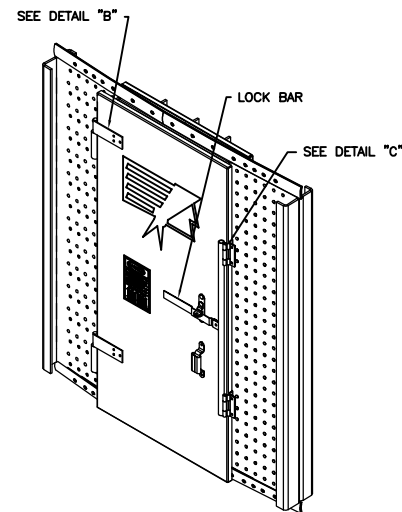
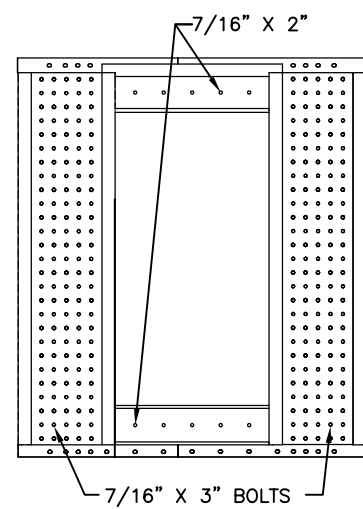
3 STIFFENERS PER SIDEWALL SHEET



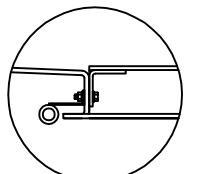
PLACE FOAM AROUND EDGES OF FRAMES AS SHOWN



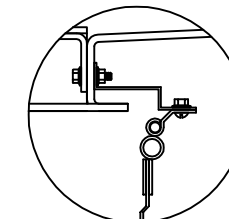
ATTACH STIFFENER SPACER (#13) BETWEEN SHEET AND STIFFENER SHIM (#14) AS NEEDED TO KEEP STIFFENER STRAIGHT



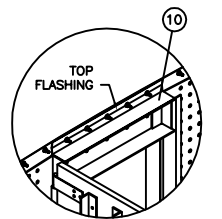
DETAIL A



DETAIL B



DETAIL C



DETAIL D

MATERIAL:			FINISH:			DWG/PART NAME:		
TOLERANCES UNLESS OTHERWISE SPECIFIED FRACTIONS ± 1/32 DECIMALS ± .01 ANGLES ± 1/4			DIMENSIONS IN METRIC EQUIVALENTS			MANUAL, 2 RING DOOR, COMMERCIAL		
ECN NO.	BY	DATE	DESIGNED BY	CHECKED	DATE	SCALE	SIZE	DWG/PART NO.
					12-04-08	D		381545